

RESOLUTION NO. 92317-0213

RESOLUTION SETTING TIME AND PLACE FOR A PUBLIC HEARING
CONCERNING THE BUDGET ESTIMATE FOR FISCAL YEAR 2013/2014
FOR THE CITY OF MUSCATINE, IOWA

WHEREAS, the City is required to hold a public hearing concerning the City's budget estimate for fiscal year July 1, 2013 through June 30, 2014.

NOW, THEREFORE, BE IT RESOLVED BY THE CITY COUNCIL OF MUSCATINE, IOWA that a public hearing will be held on March 7, 2013 beginning at 7:00 p.m. in the City Hall Council Chambers, 215 Sycamore Street, concerning the City's budget estimate for fiscal year 2013/2014, and the City Clerk is directed to publish notice of said meeting in the Muscatine Journal.


PASSED, APPROVED AND ADOPTED this 19th day of February, 2013.


BY THE CITY COUNCIL OF THE
CITY OF MUSCATINE, IOWA



DeWayne Hopkins, Mayor

ATTEST





Gregg Mandsager, City Clerk



PROOF OF PUBLICATION

I, Jeff Lee, being duly sworn, on my oath, say that I am an advertising clerk at the *Muscatine Journal*, a newspaper of general circulation, published in the City of Muscatine, Muscatine County, Iowa; and that the following Notice:

Muscatine City Clerk
Notice Of Public Hearing
Budget Estimate


Of which the annexed printed slip is a true, correct and complete copy, was published in said *Muscatine Journal* one time having been made there in on:


February 23, 2013

Jeff Lee 

**STATE OF IOWA
MUSCATINE COUNTY**

Subscribed and sworn to before me this
25th day of February, 2013


Beth Lester, Notary Public



**NOTICE OF PUBLIC HEARING
BUDGET ESTIMATE**

FISCAL YEAR BEGINNING JULY 1, 2013 - ENDING JUNE 30, 2014

City of Muscatine, Iowa

The City Council will conduct a public hearing on the proposed Budget at City Hall Council Chambers
on 03/07/2013 at 7 p.m.

The Budget Estimate Summary of proposed receipts and expenditures is shown below.

Copies of the the detailed proposed Budget may be obtained or viewed at the offices of the Mayor, City Clerk, and at the Library.

The estimated Total tax levy rate per \$1000 valuation on regular property . . . 15.67209

The estimated tax levy rate per \$1000 valuation on Agricultural land is . . . 3.00375

At the public hearing, any resident or taxpayer may present objections to, or arguments in favor of, any part of the proposed budget.

(563) 264-1550

Gregg Mandsager

phone number

City Clerk/Finance Officer's NAME

		Budget FY 2014	Re-est. FY 2013	Actual FY 2012
		(a)	(b)	(c)
Revenues & Other Financing Sources				
Taxes Levied on Property	1	12,539,510	12,258,743	11,993,253
Less: Uncollected Property Taxes-Levy Year	2	0	0	0
Net Current Property Taxes	3	12,539,510	12,258,743	11,993,253
Delinquent Property Taxes	4	0	0	38,582
TIF Revenues	5	917,400	836,170	810,293
Other City Taxes	6	3,254,641	3,253,454	3,476,323
Licenses & Permits	7	322,800	323,000	332,050
Use of Money and Property	8	1,087,170	1,062,870	929,783
Intergovernmental	9	9,121,700	6,682,000	7,760,770
Charges for Services	10	13,228,850	13,029,550	12,892,574
Special Assessments	11	0	0	0
Miscellaneous	12	4,827,900	5,483,100	5,470,514
Other Financing Sources	13	16,736,547	17,608,063	15,892,046
Total Revenues and Other Sources	14	62,036,518	60,536,950	59,596,188
Expenditures & Other Financing Uses				
Public Safety	15	8,506,000	8,634,030	7,567,506
Public Works	16	2,347,700	2,316,300	2,057,197
Health and Social Services	17	20,000	20,000	17,800
Culture and Recreation	18	3,227,850	3,240,950	3,154,162
Community and Economic Development	19	3,297,580	3,197,887	3,107,839
General Government	20	2,232,200	2,142,958	2,044,339
Debt Service	21	2,954,924	4,089,815	3,013,803
Capital Projects	22	5,509,000	3,063,400	4,912,814
Total Government Activities Expenditures	23	28,095,254	26,705,340	25,875,460
Business Type / Enterprises	24	20,492,853	21,337,843	17,813,815
Total ALL Expenditures	26	48,588,107	48,043,183	43,689,275
Transfers Out	27	14,376,547	16,488,063	10,791,245
Total Expenditures/Transfers Out	28	62,964,654	64,531,246	54,480,520
Excess Revenues & Other Sources Over (Under) Expenditures/Transfers Out	29	-928,136	-3,994,296	5,115,668
Continuing Appropriation		0	0	
Beginning Fund Balance July 1	30	17,343,274	21,337,570	16,221,902
Ending Fund Balance June 30	31	16,415,138	17,343,274	21,337,570